







During recent consultation Whitleigh residents have suggested that:-

-  There is a need for pedestrian crossings, especially between the doctor's surgery and Whitleigh Green and outside the schools.
-  There is a need for cycle parking at Whitleigh Green.
-  In some areas buses are finding it difficult to pass each other due to parked cars.
-  Some people have suggested introducing one ways on roads in Whitleigh such as Taunton Avenue and Lancaster Gardens.
-  There are concerns about speeding traffic especially on Taunton Avenue, Budshead Road, Shrewsbury Road and Brentford Avenue.
-  Issues with parking have been raised including concerns about poor visibility when exiting Whitleigh Green due to vehicles parked in the lay-by.
-  There is a need to address potholes, particularly on Taunton Avenue and Budshead Road.

Do you agree with these comments?